



















Table 1 | SDG Index for the European Union

	<u>RANK</u>	<u>COUNTRY</u>	<u>SCORE</u>	
	1	Denmark	79.8	
	2	Sweden	79.4	
	3	Finland	79.1	
	4	Austria	76.7	
	5	Germany	75.3	
	6	France	74.7	
	7	Netherlands	71.8	
	8	Czech Republic	71.8	
	9	Slovenia	71.7	
	10	Estonia	70.4	
	11	Belgium	70.3	
	12	United Kingdom	70.2	
	13	Ireland	68.2	
	14	Spain	66.8	
	15	Portugal	66.2	
	16	Poland	66.1	
	17	Luxembourg	66.0	
	18	Italy	65.3	
	19	Slovak Republic	65.2	
	20	Latvia	65.2	
	21	Hungary	65.1	
	22	Croatia	63.2	
	23	Lithuania	62.6	
	24	Malta	62.3	
	25	Greece	58.9	
	26	Bulgaria	57.1	
	27	Romania	55.9	
	28	Cyprus	55.0	
		European Union*	70.1	

*Population-weighted average

Source: Authors' calculations